

## HDS 10/21-4 M

User-friendly, powerful hot water high-pressure cleaner with 4-pole, water-cooled electric motor, economical eco!efficiency mode and 2 detergent tanks.



Order no. 1.071-939.0

- Robust, 3-piston axial pump
- Save time and energy: EASY!Force high-pressure gun and EASY!Lock quick-release fasteners
- 2 cleaning agent tanks with rinse function

### Technical data

|                                |           |                    |
|--------------------------------|-----------|--------------------|
| EAN code                       |           | 4054278955872      |
| Flow rate                      | l/h       | 500 - 1000         |
| Working pressure               | bar / MPa | 30 - 210 / 3 - 21  |
| Temperature (for supply 12 °C) | °C        | min. 80 - max. 155 |
| Connected load                 | kW        | 8                  |
| Power cable                    | m         | 5                  |
| Fuel tank                      | l         | 25                 |
| Weight (with accessories)      | kg        | 160.2              |
| Weight incl. packaging         | kg        | 170.1              |
| Dimensions (L × W × H)         | mm        | 1330 × 750 × 1060  |

### Equipment

|  |    |                     |
|--|----|---------------------|
| Cleaning agent function  |    | 20 + 10 l tank      |
| Spray gun  |    | EASY!Force Advanced |
| High-pressure hose length  | m  | 10                  |
| High-pressure hose type  |    | Longlife            |
| High-pressure hose specification   |    | DN 8, 400 bar       |
| Spray lance  | mm | 1050                |
| Power nozzle   |    | ■                   |
| ANTI!Twist   |    | ■                   |
| Tanks for cleaning agents, calcification protection and fuel that can be filled from the outside |    | ■                   |
| Control bar with display light   |    | ■                   |
| Pressure switch-off  |    | ■                   |
| Pole reverse plug (3~)   |    | ■                   |
| Servo control  |    | ■                   |
| 2 cleaning agent tanks   |    | ■                   |
| Dry-running protection   |    | ■                   |

■ included in the scope of supply.

Users must receive training on this device.




## High efficiency

- In eco!efficiency mode, the machine operates in the most economical temperature range (60 °C) – with full water flow.
- The burner cycles are optimised to reduce fuel consumption by 20% compared to full load operation.



## Wide-ranging accessories with EASY!Lock

- EASY!Force Advanced for fatigue-free work without any holding force.
- Pressure and water volume can be adjusted on the Servo Control controller positioned between the lance and trigger gun.
- Rotating 1050 mm stainless steel lance.



## Maximum efficiency

- Highly efficient, tried-and-tested "Made in Germany" burner technology.
- 4-pole electric motor with 3-piston axial pump.
- Water-cooled motor for a high performance and long service life.

## ACCESSORIES FOR HDS 10/21-4 M

### 1.071-939.0




|   |    | Order no.   | Description  |   |
|---|----|-------------|--|---|
| TRIGGER GUNS  |    |             |  |   |
| Spray guns  |    |             |  |   |
| EASY!Force Advanced                                   | 1  | 4.118-005.0 | Effortless, not energy-sapping: the EASY!Force high-pressure gun uses the recoil force of the high-pressure jet to reduce the holding force for the operator to zero.                                | ■ |
| EASY!Force conversion kit 1 - from high-pressure hose | 2  | 4.111-050.0 | For retrofitting Kärcher high-pressure cleaners with existing high-pressure hose: EASY!Force conversion kit 1 with EASY!Force high-pressure gun, spray lance and all adapters through to the nozzle. | □ |
| EASY!Force conversion kit 2 - from machine            | 3  | 4.111-051.0 | Developed for retrofitting existing high-pressure cleaners from Kärcher: EASY!Force conversion kit 2 with EASY!Force high-pressure gun, spray lance, high-pressure hose and necessary adapters.      | □ |
| EASY!Force conversion kit 3 - high-pressure gun       | 4  | 4.111-052.0 | Compatible with existing high-pressure hose and spray lance: EASY!Force conversion kit 3, incl. EASY!Force trigger gun and all necessary adapters for upgrading your high-pressure cleaner.          | □ |
| Servo control   |    |             |  |   |
| Servo Control, 750 l/h - 1100 l/h                     | 5  | 4.118-008.0 | Water quantity and pressure regulated directly from the hand spray gun.  | ■ |
| Servo Control, 1100 l/h -                             | 6  | 4.118-009.0 |  | □ |
| SPRAY LANCES  |    |             |  |   |
| Rotating spray lances                                 |    |             |  |   |
| Spray lance, 1050 mm, rotatable                       | 7  | 4.112-000.0 | 1050 mm stainless steel lance (manual coupling) with ergonomic handle for ease of use and protection. Rotatable 360° under pressure.   | ■ |
| LED nozzle light                                      | 8  | 2.680-002.0 | Bright, lightweight LED work light for direct mounting on spray lance of EASY!Force high-pressure gun. Better view in unfavourable lighting conditions for up to 5 working hours.                    | □ |
| Spray lance, 250 mm, rotatable                        | 9  | 4.112-027.0 | Spray lance, 250 mm, rotatable, ergonomic  | □ |
| Spray lance, 400 mm, rotatable                        | 10 | 4.112-024.0 | Spray lance, 400 mm, rotatable, ergonomic  | □ |
| Spray lance, 600 mm, rotatable                        | 11 | 4.112-007.0 | 600 mm stainless steel lance (manual coupling) with ergonomic handle for ease of use and protection. Rotatable 360° under pressure.  | □ |
| Spray lance, 840 mm, rotatable                        | 12 | 4.112-006.0 | 850 mm stainless steel lance (manual coupling) with ergonomic handle for ease of use and protection. Rotatable 360° under pressure.  | □ |
| Spray lance, 1550 mm, rotatable                       | 13 | 4.112-018.0 | 1550 mm stainless steel lance (manual coupling) with ergonomic handle for ease of use and protection. Rotatable 360° under pressure.   | □ |
| Spray lance, 2050 mm, rotatable                       | 14 | 4.112-021.0 | 2050 mm stainless steel lance (manual coupling) with ergonomic handle for ease of use and protection. Rotatable 360° under pressure.   | □ |

■ Included in the scope of supply. □ Available accessories.

## ACCESSORIES FOR HDS 10/21-4 M

### 1.071-939.0



|  |    | Order no.   | Description   |                                     |
|--|----|-------------|---|-------------------------------------|
| SPRAY LANCES                                 |    |             |   |                                     |
| Rotating spray lances                        |    |             |   |                                     |
| Spray lance extender, 1000 mm                | 15 | 4.112-048.0 | Spray lance extension with EASY!Lock connection. Length 1000 mm.  | <input type="checkbox"/>            |
| Double lance                                 |    |             |   |                                     |
| Double lance, 960 mm                         | 16 | 2.112-016.0 | 960 mm double lance for variable pressure adjustment on handle at full water flow rate. Suitable for agricultural use ( e.g. stable cleaning).  | <input type="checkbox"/>            |
| Angular spray lance                          |    |             |   |                                     |
| Spray lance for toilets and rain gutters     | 17 | 4.112-029.0 | Stainless steel lance WC and gutter with nozzle insert. Specially shaped for effective and hygienic cleaning of gutters and toilets.  | <input type="checkbox"/>            |
| Flexible spray lance                         |    |             |   |                                     |
| Flexible lance, 1050 mm                      | 18 | 4.112-035.0 | 1050 mm flexible lance with variable bend from 20° to 140°, ideal for cleaning difficult to reach areas, e.g. gutters.  | <input type="checkbox"/>            |
| High pressure articulated joint              | 19 | 4.112-057.0 | For hard-to-reach areas: High-pressure articulated joint with infinite angle adjustment up to 120°. Simply attach directly to the spray lance of the pressure washer.   | <input type="checkbox"/>            |
| Gutter cleaner                               |    |             |   |                                     |
| Gutter cleaning lance                        | 20 | 2.112-015.0 | The lance is suited for cleaning of gutter systems. Because of the shape of the lance and the special nozzle the gutter can be cleaned without removing the cover plates.   | <input type="checkbox"/>            |
| Undercarriage spray lance                    |    |             |   |                                     |
| Underbody lance                              | 21 | 4.112-032.0 | Stainless steel lance for effective and easy underbody and wheel arch cleaning. Without high-pressure nozzle.   | <input type="checkbox"/>            |
| Additional handle                            |    |             |   |                                     |
| Additional handle for EASY!Lock spray lances | 22 | 4.321-380.0 | Comfortable in every situation - the additional handle is easy to attach to the spray lance of our new EASY!Lock generation and makes work easier by allowing you to adjust your posture to suit the particular task. Regularly changing your posture relieves the strain on your body, making work more relaxed. Thanks to the 360°-rotatable spray lance, the additional handle can simply be fully rotated whilst working for greater flexibility. | <input type="checkbox"/>            |
| KÄRCHER POWER NOZZLE                         |    |             |   |                                     |
| Power nozzle spray angle 25°                 |    |             |   |                                     |
| Power nozzle 25°, 052                        | 23 | 2.113-024.0 | Fan jet nozzle with 25° spray angle, suitable for large areas and removing stubborn dirt and stains.  | <input checked="" type="checkbox"/> |
| Power nozzle , 070                           | 24 | 2.113-028.0 | Fan jet nozzle for large-area coverage and stubborn dirt and stains.  | <input type="checkbox"/>            |
| HP nozzle spray angle 0°                     |    |             |   |                                     |
| Power nozzle 0°, 050                         | 25 | 2.113-034.0 | High-pressure nozzle with powerful jet for extremely stubborn dirt.   | <input type="checkbox"/>            |
| Power nozzle 0°, 075                         | 26 | 2.113-037.0 |   | <input type="checkbox"/>            |
| Power nozzle spray angle 15°                 |    |             |   |                                     |
| Power nozzle 15°, 055                        | 27 | 2.113-047.0 | Fan jet nozzle with 15° spray angle suitable for stubborn dirt.   | <input type="checkbox"/>            |
| Power nozzle 15°, 070                        | 28 | 2.113-049.0 |   | <input type="checkbox"/>            |

■ Included in the scope of supply. ☐ Available accessories.



## ACCESSORIES FOR HDS 10/21-4 M

### 1.071-939.0




|  |    | Order no.   | Description  |                                     |
|--|----|-------------|--|-------------------------------------|
| <b>KÄRCHER POWER NOZZLE</b>                                      |    |             |  |                                     |
| <b>Power nozzle spray angle 40°</b>                              |    |             |  |                                     |
| Power nozzle 40°, 050  | 29 | 2.113-054.0 | Power nozzle with a 40° spray angle and fan jet, suitable for large areas and sensitive surfaces.  | <input type="checkbox"/>            |
| Power nozzle 40°, 075  | 30 | 2.113-056.0 |  | <input type="checkbox"/>            |
| <b>HIGH-PRESSURE HOSES</b>                                       |    |             |  |                                     |
| <b>Longlife 400 with unions on both sides</b>                    |    |             |  |                                     |
| High-pressure hose Longlife, 10 m, ID 8, 400 bar, 2 × EASY!Lock  | 31 | 6.110-038.0 | Durable, 10 m long high-pressure hose (DN 8) with double steel core and EASY!Lock manual screw fitting on both sides and ANTI!Twist. Approved for 400 bar pressure.                | <input checked="" type="checkbox"/> |
| High-pressure hose Longlife, 1.5 m, ID 8, 400 bar, 2 × EASY!Lock | 32 | 6.110-024.0 | 1.5 m short high-pressure hose (DN 8). Comfortable EASY!Lock manual screw fitting on both sides for robust and quick connections. Durable and designed for up to 400 bar pressure. | <input type="checkbox"/>            |
| High-pressure hose Longlife, 30 m, ID 8, 400 bar, 2 × EASY!Lock  | 33 | 6.110-023.0 | Robust high-pressure hose with double steel core, ANTI!Twist and EASY!Lock manual screw fitting on both sides. Nominal size DN 8, 30 m long, for up to 400 bar pressure.           | <input type="checkbox"/>            |
| High-pressure hose Longlife, 20 m, ID 8, 400 bar, 2 × EASY!Lock  | 34 | 6.110-027.0 | High-pressure hose with ANTI!Twist, EASY!Lock manual screw fittings and double steel core. 20 m long, nominal size DN 8, EASY!Lock manual screw fitting on both sides.             | <input type="checkbox"/>            |
| High-pressure hose Longlife, 15 m, ID 8, 400 bar, 2 × EASY!Lock  | 35 | 6.110-029.0 | The double steel core ensures a particularly long life of this 15 m long high-pressure hose (DN 8), which is approved for pressures up to 400 bar.                                 | <input type="checkbox"/>            |
| <b>Standard with unions on both sides</b>                        |    |             |  |                                     |
| High-pressure hose, 10 m, ID 10, 220 bar, 2 × EASY!Lock          | 36 | 6.110-041.0 | Impressive values and basic equipment: 10 m long high-pressure hose (DN 10) developed for pressures up to 220 bar.   | <input type="checkbox"/>            |
| High-pressure hose, 10 m, ID 8, 315 bar, 2 × EASY!Lock           | 37 | 6.110-031.0 | High-pressure hose (DN 8) suitable up to 315 bar pressure. With innovative EASY!Lock manual screw fitting on both sides, ANTI!Twist and 10 m long.                                 | <input type="checkbox"/>            |
| High-pressure hose, 15 m, ID 8, 315 bar, 2 × EASY!Lock           | 38 | 6.110-030.0 | 15 m long high-pressure hose, DN 8, with ANTI!Twist and time-saving EASY!Lock manual screw fitting on both sides.  | <input type="checkbox"/>            |
| High-pressure hose, 20 m, ID 8, 315 bar, 2 × EASY!Lock           | 39 | 6.110-032.0 | 20 m long high-pressure hose (DN 8) equipped with the time-saving and robust EASY!Lock manual screw fitting on both sides. Approved for pressures up to 315 bar.                   | <input type="checkbox"/>            |
| High-pressure hose, 30 m, ID 8, 315 bar, 2 × EASY!Lock           | 40 | 6.110-014.0 | Comfortable length (30 m) and innovative EASY!Lock manual screw fitting: High-pressure hose (DN 8) with ANTI!Twist for pressures up to 315 bar.                                    | <input type="checkbox"/>            |
| High-pressure hose, 15 m, ID 10, 220 bar, 2 × EASY!Lock          | 41 | 6.110-042.0 | Equipped with innovative EASY!Lock manual screw fitting and suitable for pressures up to 220 bar: 15 m long high-pressure hose (DN 10).  | <input type="checkbox"/>            |
| High-pressure hose, 20 m, ID 10, 220 bar, 2 × EASY!Lock          | 42 | 6.110-043.0 | 20 m in length and the extremely time-saving and comfortable EASY!Lock manual screw fitting on both sides are some of the main features of this high-pressure hose (DN 10).        | <input type="checkbox"/>            |

■ Included in the scope of supply. □ Available accessories.

## ACCESSORIES FOR HDS 10/21-4 M

### 1.071-939.0



|  |    | Order no.   | Description  |                          |
|--|----|-------------|--|--------------------------|
| <b>HIGH-PRESSURE HOSES</b>   |    |             |  |                          |
| <b>Standard with unions on both sides</b>                                      |    |             |  |                          |
| High-pressure hose, 25 m, ID 10, 220 bar, 2 × EASY!Lock                        | 43 | 6.110-044.0 | Impressive values and basic equipment: 25 m long high-pressure hose (DN 10) developed for pressures up to 220 bar.   | <input type="checkbox"/> |
| High-pressure hose, 40 m, ID 10, 220 bar, 2 × EASY!Lock                        | 44 | 6.110-045.0 | 40 m long high-pressure hose with EASY!Lock system for the time-saving manual screw connection (both sides). Nominal size (DN) 10, working pressure up to 220 bar.   | <input type="checkbox"/> |
| High-pressure hose, 15 m, ID 12, 210 bar, 2 × EASY!Lock                        | 45 | 6.110-059.0 | Designed for working pressures up to 250 bar: High-pressure hose (DN 12) with a length of 15 m. Has the comfortable EASY!Lock manual screw fitting on both sides.  | <input type="checkbox"/> |
| High-pressure hose, 40 m, ID 12, 210 bar, 2 × EASY!Lock                        | 46 | 6.110-060.0 | With EASY!Lock manual screw fitting and lots of room for manoeuvre thanks to 40 m in length: High-pressure hose (DN 12) with EASY!Lock manual screw fitting on both sides. Suitable for working pressures up to 250 bar. | <input type="checkbox"/> |
| <b>Food industry version with unions on both sides</b>                         |    |             |  |                          |
| High-pressure hose food grade, 10 m, ID 8, 250 bar, 2 × EASY!Lock              | 47 | 6.110-051.0 | High-pressure hose (ID 6), 10 m long, with grey, non-marking outer covering. Approved for use in the food industry. With quick and robust EASY!Lock hand screw connection at both ends.                                  | <input type="checkbox"/> |
| High-pressure hose food grade, 20 m, ID 8, 250 bar, 2 × EASY!Lock              | 48 | 6.110-052.0 | Suitable for use in food industry: 20 m long high-pressure hose (ID 8) with grey, non-marking outer covering, ANTI!Twist and EASY!Lock hand screw connections.   | <input type="checkbox"/> |
| <b>Longlife food design with screw connections at both ends</b>                |    |             |  |                          |
| High-pressure hose food grade Longlife, 10 m, ID 8, 400 bar, 2 × EASY!Lock     | 49 | 6.110-053.0 | With blue, non-marking and animal fat resistant outer covering: durable high-pressure hose (ID 8), 10 m long, ANTI!Twist and EASY!Lock hand screw connection at both ends.   | <input type="checkbox"/> |
| <b>Special hoses</b>   |    |             |  |                          |
| High-pressure hose curved, 1.5 m, ID 8, 400 bar, 1 × EASY!Lock / 1 × M22 × 1.5 | 50 | 6.110-068.0 | For connection to hose reels: high-pressure hose, with M 22 × 1.5 connection and curved EASY!Lock hand screw connection. 1.5 m long, suitable for up to 400 bar working pressure.  | <input type="checkbox"/> |
| <b>WEED CONTROL</b>  |    |             |  |                          |
| WR 50  | 51 | 2.114-013.0 | In combination with a hot water high-pressure cleaner from Kärcher, the 50 cm wide weed remover WR 50 is ideal for removing weeds. It comes with an adaptive chassis and nozzle adapter.                                 | <input type="checkbox"/> |
| WR 20  | 52 | 2.114-014.0 | For thorough weed removal: The WR 20 weed remover for use with a hot water high-pressure cleaner from Kärcher. Equipped with a 20 cm wide nozzle bar and nozzle adapter.   | <input type="checkbox"/> |
| WR 100   | 53 | 2.114-015.0 | Comfortable and fast weed removal: WR 100 weed remover with chassis, 100 cm wide nozzle bar and integrated nozzle adapter for use with hot water high-pressure cleaners.   | <input type="checkbox"/> |
| WR 10  | 54 | 2.114-016.0 | In combination with hot water high-pressure cleaners our WR 10 weed remover enables fast and thorough weed removal. With 10 cm spray head and nozzle adapter.  | <input type="checkbox"/> |
| <b>ECO!BOOSTER</b>   |    |             |  |                          |
| eco!Booster TR 080   | 55 | 2.113-089.0 | eco!Booster with 50% higher area performance than the Kärcher power nozzle; ideal for delicate surfaces. For cold and hot water high-pressure cleaners (nozzle size 080).  | <input type="checkbox"/> |
| <b>QUICK CONNECT</b>   |    |             |  |                          |
| Quick coupling   | 56 | 2.115-000.0 | For fast changes between different spray lances/accessories. Perfect for Kärcher spray unit, suitable for trigger gun/spray lance interface. With M 22 × 1.5 internal thread.  | <input type="checkbox"/> |

☐ Available accessories.

## ACCESSORIES FOR HDS 10/21-4 M

### 1.071-939.0



|  |    | Order no.   | Description  |                          |
|--|----|-------------|--|--------------------------|
| <b>QUICK CONNECT</b>   |    |             |  |                          |
| Male coupling  | 57 | 2.115-001.0 | Hardened stainless steel male coupling for quick coupling 2.115-000. With M 22 × 1.5 external thread.  | <input type="checkbox"/> |
| <b>DRUM AND TANK CLEANING</b>                                |    |             |  |                          |
| Add-on kit mud sucker  | 58 | 2.641-798.0 | For connection to the high-pressure hose of Kärcher high-pressure cleaners: Powerful sludge suction cleaner for the retrofitting of high-pressure cleaners to dirt pumps.                          | <input type="checkbox"/> |
| <b>ADD ON KITS</b>   |    |             |  |                          |
| Elapsed time counter attachment kit                          | 59 | 2.853-192.0 | Elapsed time counter attachment kit for determining the appliance running time.  | <input type="checkbox"/> |
| <b>OTHER HP ACCESSORIES</b>                                  |    |             |  |                          |
| Jet gun  | 60 | 2.869-067.0 | Short set-up time, easy transport, instant switch off - the jet gun is the affordable cleaning method for all kinds of small to medium-sized areas. Adjustable pressure/water volume.              | <input type="checkbox"/> |
| <b>FLUE PIPE</b>   |    |             |  |                          |
| Flue gas adapter   | 61 | 4.656-149.0 | Flue gas adapter with draught damper for flue pipe connection (adapter for HDS burners for connection to a stack system).  | <input type="checkbox"/> |
|  | 62 | 4.656-080.0 |  | <input type="checkbox"/> |
| Exhaust gas nozzle   | 63 | 4.656-079.0 | Exhaust gas nozzle (oval connection, diameter 157 mm) for connection to the hot water high-pressure cleaner. With draught diverter for flue tube connection. For flue tube diameter up to 200 mm.  | <input type="checkbox"/> |
| <b>DICHTUNGEN FÜR TR-GEWINDE</b>                             |    |             |  |                          |
| Gasket set with 9x O-rings for TR thread                     | 64 | 2.880-001.0 |  | <input type="checkbox"/> |
| <b>ROTARY NOZZLES (DIRT BLASTERS)</b>                        |    |             |  |                          |
| <b>Dirt blaster, large</b>                                   |    |             |  |                          |
| Dirt blaster, large, 050                                     | 65 | 4.114-027.0 | The dirt blaster with rotating pencil jet offers 10 times better cleaning performance. Ceramic nozzle and bearing ring for a long service life. Further data: Max. 300 bar, 30 MPa, 85°C.          | <input type="checkbox"/> |
| Dirt blaster, large, 070/080                                 | 66 | 4.114-030.0 |  | <input type="checkbox"/> |
| Dirt blaster Vibrasoft, 050                                  | 67 | 4.114-066.0 | Vibrasoft rotary nozzle with rotating point jet for ten times greater cleaning performance. Durable dirt blaster thanks to ceramic nozzle. Reduces vibrations by up to 30% for maximum ergonomics. | <input type="checkbox"/> |
| <b>MULTIPLE-JET NOZZLES</b>                                  |    |             |  |                          |
| <b>Angled vario nozzle 0-90°</b>                             |    |             |  |                          |
| Angled Vario nozzle, 055                                     | 68 | 4.113-008.0 | Variable angle nozzle for spray angle adjustment from 0° to 90°. For easy adjustment to all kinds of soiling and surfaces.   | <input type="checkbox"/> |
| <b>STEAM JET NOZZLE / NOZZLE PROTECTOR / ROLLOVER NOZZLE</b> |    |             |  |                          |
| <b>Steam jet nozzles</b>                                     |    |             |  |                          |
| Steam jet nozzle 50°   | 69 | 4.116-000.0 | Steam jet nozzle with 50° fan jet. For cleaning and thawing in steam stage. For thawing sand and gravel, de-icing formwork material or de-waxing vehicles.   | <input type="checkbox"/> |
|  | 70 | 4.116-001.0 | 50° flat jet for cleaning and thawing operations in steam mode, e.g. thawing sand and gravel, de-icing formwork, dewaxing vehicles.  | <input type="checkbox"/> |

☐ Available accessories.

## ACCESSORIES FOR HDS 10/21-4 M

### 1.071-939.0



|  |    | Order no.   | Description   |                          |
|--|----|-------------|---|--------------------------|
| <b>STEAM JET NOZZLE / NOZZLE PROTECTOR / ROLLOVER NOZZLE</b> |    |             |   |                          |
| <b>Steam jet nozzles</b>                                     |    |             |   |                          |
| Steam jet nozzle 40°, 070                                    | 71 | 2.114-006.0 | Brass steam nozzle for operation of the HDS in steam stage.   | <input type="checkbox"/> |
| Steam jet nozzle 40°, 110                                    | 72 | 2.114-012.0 |   | <input type="checkbox"/> |
| <b>Rollover nozzle holder</b>                                |    |             |   |                          |
| Owner of jets double brass                                   | 73 | 4.764-012.0 | Rollover nozzle holder for contactless changeover from pencil jet to fan jet as well as low-pressure detergent injection via knurled nut. Without nozzle insert. (Additional type-specific power nozzle). | <input type="checkbox"/> |
| <b>NOZZLE UNION / SPACER</b>                                 |    |             |   |                          |
| <b>Nozzle union</b>  |    |             |   |                          |
| Nozzle screws  | 74 | 4.112-011.0 | Nozzle screws with protectors for high-pressure and power nozzles   | <input type="checkbox"/> |
| <b>PIPE CLEANING</b>   |    |             |   |                          |
| <b>Pipe cleaning hose, ID 6</b>                              |    |             |   |                          |
| Pipe cleaning hose, ID 6, 10 m, max. 250 bar                 | 75 | 6.110-046.0 | The 10 m pipe cleaning hose is a highly flexible high pressure hose for pipe interior cleaning (threaded connection for nozzle R 1/8).  | <input type="checkbox"/> |
| Pipe cleaning hose, ID 6, 20 m, max. 250 bar                 | 76 | 6.110-008.0 | The 20 m pipe cleaning hose is a highly flexible high pressure hose for pipe interior cleaning (threaded connection for nozzle R 1/8).  | <input type="checkbox"/> |
| Pipe cleaning hose, ID 6, 30 m, max. 250 bar                 | 77 | 6.110-047.0 | The 30 m pipe cleaning hose is a highly flexible high pressure hose for pipe interior cleaning (threaded connection for nozzle R 1/8).  | <input type="checkbox"/> |
| <b>Pipe cleaning nozzle</b>                                  |    |             |   |                          |
| Pipe cleaning dirt blaster D21/060                           | 78 | 4.765-002.0 | The forward-tilted rotating pencil jet removes the most stubborn dirt. The three backwards-tilted jets ensure the necessary forward movement, as well as convenient handling.                             | <input type="checkbox"/> |
| Pipe cleaning dirt blaster D21/090                           | 79 | 4.765-003.0 |   | <input type="checkbox"/> |
| Pipe cleaning dirt blaster D30/060                           | 80 | 4.765-005.0 |   | <input type="checkbox"/> |
| Pipe cleaning dirt blaster D30/090                           | 81 | 4.765-010.0 |   | <input type="checkbox"/> |
| Pipe cleaning nozzle 080                                     | 82 | 5.763-087.0 | Pipe cleaning nozzle with 24 mm diameter. With 4 nozzles tilted back at a 30° angle.  | <input type="checkbox"/> |
| Pipe cleaning nozzle 100                                     | 83 | 5.763-088.0 |   | <input type="checkbox"/> |
| Pipe cleaning nozzle   | 84 | 5.763-015.0 | 16 mm pipe cleaning nozzle with internal thread. Various jet directions for environmentally-friendly cleaning of blocked drains and pipes.  | <input type="checkbox"/> |

☐ Available accessories.



## ACCESSORIES FOR HDS 10/21-4 M

### 1.071-939.0



|  |    | Order no.   | Description  |                          |
|--|----|-------------|--|--------------------------|
| PIPE CLEANING                          |    |             |  |                          |
| Pipe cleaning nozzle                   |    |             |  |                          |
| Pipe cleaning nozzle                   | 85 | 5.763-019.0 | 16 mm pipe cleaning nozzle with internal thread. Various jet directions for environmentally-friendly cleaning of blocked drains and pipes.   | <input type="checkbox"/> |
|  | 86 | 5.763-016.0 |  | <input type="checkbox"/> |
|  | 87 | 5.763-020.0 |  | <input type="checkbox"/> |
|  | 88 | 5.763-017.0 | Pipe cleaning nozzle with inner thread. Different spray directions. The hose moves freely through the pipe. (R 1/8" connection, 3 × 30° backwards, diameter 30 mm.)                                      | <input type="checkbox"/> |
|  | 89 | 5.763-021.0 | 30 mm pipe cleaning nozzle with internal thread. Various jet directions for environmentally-friendly cleaning of blocked drains and pipes.   | <input type="checkbox"/> |
| FLOOR AND HARD SURFACE CLEANER         |    |             |  |                          |
| Hard Surface Cleaner FRV 30            |    |             |  |                          |
| Hose fastening attachment kit          | 90 | 2.642-528.0 | Suction cup for fixing the suction hose to smooth surfaces.  | <input type="checkbox"/> |
| Dirt trap attachment kit               | 91 | 2.642-532.0 | Galvanised steel bucket for collecting coarse dirt and for fixing the suction hose in outside areas.   | <input type="checkbox"/> |
| FR 30 Me surface cleaner               |    |             |  |                          |
| Hard Surface Cleaner FR 30 Me          | 92 | 2.111-013.0 | Hot water resistant stainless steel surface cleaner with double ceramic bearings, non-marking swivel castors and suction hose connection. Ideal for indoor cleaning, e.g. food industry.                 | <input type="checkbox"/> |
| Hard Surface Cleaner FR 50             |    |             |  |                          |
| Surface Cleaner FR 50 Me               | 93 | 2.111-023.0 | Hot water resistant stainless steel surface cleaner with 500 mm working width. Ideal for large areas. With double ceramic bearings, push handle, non-marking swivel castors and detergent dosing system. | <input type="checkbox"/> |
| Machine-specific nozzle kits for FR    |    |             |  |                          |
| Nozzle kit for FR, 850 l/h – 1100 l/h  | 94 | 2.640-442.0 | Nozzle kit includes power nozzles and unions. For Kärcher surface cleaners (850 to 1100 l/h).  | <input type="checkbox"/> |
| Nozzle kit for FR, 1100 l/h – 1300 l/h | 95 | 2.639-188.0 | Nozzle kit includes power nozzles and unions. For Kärcher surface cleaners (1100 to 1300 l/h).   | <input type="checkbox"/> |
| Machine-specific nozzle kits for FRV   |    |             |  |                          |
| Nozzle kit for FRV, 050                | 96 | 2.642-433.0 | Machine-specific nozzle kit with Kärcher power nozzles and jet nozzle for FRV 30.  | <input type="checkbox"/> |
| Nozzle kit for FRV, 080                | 97 | 2.642-982.0 |  | <input type="checkbox"/> |
| FRV 30 Me surface cleaner              |    |             |  |                          |
| FRV 30 Me Surface Cleaner              | 98 | 2.111-012.0 | Thanks to automatic suction of the dirty water, the stainless steel FRV 30 Me Surface Cleaner makes surface cleaning more efficient in both inside and outside areas. Hot water cleaning up to 85°C.     | <input type="checkbox"/> |

☐ Available accessories.

## ACCESSORIES FOR HDS 10/21-4 M

### 1.071-939.0



|  |     | Order no.   | Description   |                          |
|--|-----|-------------|---|--------------------------|
| <b>FLOOR AND HARD SURFACE CLEANER</b>                        |     |             |   |                          |
| <b>FRV 30 Me surface cleaner</b>                             |     |             |   |                          |
| Extension hose FRV 30 Me and FRV 50 Me                       | 99  | 4.441-040.0 | 5 m extension hose for FRV 30 Me. Includes connecting adapter.  | <input type="checkbox"/> |
| <b>Surface Cleaner FR 50 Me</b>                              |     |             |   |                          |
| FRV 50 Me surface cleaner                                    | 100 | 2.111-024.0 | Surface cleaning with automatic suction of the dirty water for very large surfaces – this means the FRV 50 Me. Hot water cleaning up to 85°C. The FRV 50 Me features a temperature-resistant 10 m polyurethane suction hose. Additional quality features are the non-marking steering rollers and double ceramic bearing. Machine-specific nozzle kit must be ordered separately. Max. 250 bar / 2000 l/h / 85°C. | <input type="checkbox"/> |
| <b>FOAM SYSTEMS</b>  |     |             |   |                          |
| <b>Cup foam lance</b>  |     |             |   |                          |
| Cup foam lance Advanced 3, 900 l/h – 2500 l/h                | 101 | 4.112-065.0 | Specially designed for use with aggressive cleaning agents: High-quality cup foam lance Advanced 3 with spray angle adjustment and Ecobross for high-pressure cleaners from Kärcher.  | <input type="checkbox"/> |
| Cup foam lance DUO Advanced 3, 900 l/h – 2500 l/h            | 102 | 4.112-069.0 | DUO Advanced 3 cup foam lance, designed for use with aggressive detergents. With instant switching to high-pressure cleaning, spraying angle adjustment and two-litre tank.   | <input type="checkbox"/> |
| Cup foam lance Basic 3, 900 l/h – 2500 l/h                   | 103 | 4.112-055.0 | High-quality, simple and durable: Basic 3 cup foam lance for high-pressure cleaners with a flow rate of 900-2500 l/h. Halves the cleaning agent consumption while maintaining optimum foam quality.   | <input type="checkbox"/> |
| 1-litre cleaning agent container for cup foam lance basic    | 104 | 5.071-414.0 | For the quick change of the cleaning agent: Additional 1 litre cleaning agent container for basic foam lance (2.112-053.0, 2.112-054.0 and 2.112-055.0).  | <input type="checkbox"/> |
| 1-litre cleaning agent container for cup foam lance advanced | 105 | 6.414-050.0 | Additional 1-litre cleaning agent container for quick replacement of the cleaning agent (for foam lance 2.112-017.0 and 2.112-018.0).   | <input type="checkbox"/> |
| <b>Inno Foam Kit</b>   |     |             |   |                          |
| Inno Foam Set with detergent injector                        | 106 | 2.112-000.0 | High-pressure foam system with double lance (foam nozzle and high-pressure jet for rinsing). For use with mobile and stationary high-pressure and HDS pressure cleaners for cleaning or disinfection.   | <input type="checkbox"/> |
| Inno Foam Set  | 107 | 2.112-008.0 |   | <input type="checkbox"/> |
| <b>Easy Foam Set</b>   |     |             |   |                          |
| Easy Foam Set with RM injector                               | 108 | 2.112-010.0 | HP foam system for use with. HD/HDS units for cleaning and disinfecting. Foam nozzle for connection to lance and HP chemical injector with precision 0-5% metering valve. The machine specific nozzle kit has to be ordered separately.   | <input type="checkbox"/> |
| Easy Foam Set  | 109 | 2.112-011.0 |   | <input type="checkbox"/> |
| <b>Nozzle kits for Inno/Easy Foam Set</b>                    |     |             |   |                          |
| Nozzle kit 090 for Inno / Easy Set 700-1,000 l/h             | 110 | 2.111-019.0 | Nozzle kit contains Kärcher power nozzles and nozzle inserts. For Inno/Easy-Foam set 700-1000 l/h. For optimal foam system performance.   | <input type="checkbox"/> |
| Nozzle kit 110 for Inno / Easy Set 1,000-1,300 l/h           | 111 | 2.111-020.0 | Nozzle kit 110 contains Kärcher power nozzles and nozzle inserts. For Inn/Easy-Foam set 1000-1300 l/h. For optimal foam system performance.   | <input type="checkbox"/> |
| <b>Foam nozzle mounting kit</b>                              |     |             |   |                          |
| Foam nozzle attachment kit                                   | 112 | 2.112-013.0 | Foaming agent kit. The foam nozzle is ideal for use in sanitary areas and the food industry and wherever long application times are necessary.  | <input type="checkbox"/> |

☐ Available accessories.

## ACCESSORIES FOR HDS 10/21-4 M

### 1.071-939.0



|   |     | Order no.   | Description   |                          |
|---|-----|-------------|---|--------------------------|
| <b>MIXERS AND INJECTORS</b>   |     |             |   |                          |
| <b>Cleaning agent injector</b>                                      |     |             |   |                          |
| Cleaning agent injector for high and low pressure (without nozzles) | 113 | 4.637-032.0 | Detergent injector for independent high and low pressure dosage. Maximum dosage about 15%.  | <input type="checkbox"/> |
| Cleaning agent injector for high pressure (without nozzle)          | 114 | 4.637-033.0 | Cleaning agent dosage at high pressure 3 - 5 %  | <input type="checkbox"/> |
| <b>Machine-specific nozzle kit with order no. 4.637-033.0</b>       |     |             |   |                          |
| Nozzle kit 750-1000 l/h   | 115 | 4.769-011.0 | For HD/HDS 750 - 1000 l/h. Consists of nozzle insert + HP power nozzle + union  | <input type="checkbox"/> |
| Nozzle kit 1000-1200 l/h  | 116 | 4.769-013.0 | For HD/HDS 1000 - 1200 l/h. Consists of nozzle insert + HP power nozzle + union   | <input type="checkbox"/> |
| <b>Nozzle insert with order no. 4.637-032.0</b>                     |     |             |   |                          |
| Nozzle insert up to 1,100 l/h - high pressure                       | 117 | 4.769-003.0 | Nozzle insert for detergent injector 3.637-001 for high-pressure detergent application. For high-pressure cleaners with a water flow rate up to 1100 l/h. | <input type="checkbox"/> |
| Nozzle insert from 1,100 l/h - HD                                   | 118 | 4.769-002.0 | For high pressure with machines above 1.100 l/h   | <input type="checkbox"/> |
| Nozzle insert up to 1,100 l/h - low pressure                        | 119 | 4.769-001.0 | For low pressure with machines up to 1.100 l/h  | <input type="checkbox"/> |
| Nozzle insert from 1,100 l/h - ND                                   | 120 | 4.769-006.0 | For low pressure with machines above 1.100 l/h  | <input type="checkbox"/> |
| <b>COUPLING PARTS</b>   |     |             |   |                          |
| <b>Rotary coupling</b>  |     |             |   |                          |
| Rotary coupling   | 121 | 4.111-021.0 | Reliably prevents twisting of HP hoses. Connection Easy!Lock. Handle protection   | <input type="checkbox"/> |
| <b>Connector</b>  |     |             |   |                          |
| Screw socket for surface cleaners and Servo Control controllers     | 122 | 4.111-022.0 | For attaching high-pressure nozzles and accessory parts to the HD trigger gun (with nozzle screws) - 1 x M 22 x 1.5/1 x M 18 x 1.5.                       | <input type="checkbox"/> |
| Y distributor   | 123 | 4.111-024.0 | Offers the option to connect two spray units to the machine. Installation on the high pressure outlet.  | <input type="checkbox"/> |
| Short spray unit  | 124 | 4.111-038.0 | For attaching high-pressure nozzles and accessory parts to HP trigger gun (with nozzle screws). Not compatible with triple nozzles.                       | <input type="checkbox"/> |
| <b>EASY!Lock adapter</b>  |     |             |   |                          |
| Adapter 1 M22AG-TR22AG  | 125 | 4.111-029.0 | Adapter 1 to connect the old hose with the new hose   | <input type="checkbox"/> |
| Adapter 2 M22IG-TR22AG  | 126 | 4.111-030.0 | Adapter 2 to connect the old device with the new hose and the old gun with the new hose   | <input type="checkbox"/> |

☐ Available accessories.

## ACCESSORIES FOR HDS 10/21-4 M

### 1.071-939.0



|  |     | Order no.   | Description  |                          |
|--|-----|-------------|--|--------------------------|
| <b>COUPLING PARTS</b>  |     |             |  |                          |
| <b>EASY!Lock adapter</b>   |     |             |  |                          |
| Adapter 3 M22IG-TR22AG   | 127 | 4.111-031.0 | Adapter 3 to connect the old gun with the new spray lance and new servo regulator  | <input type="checkbox"/> |
| Adapter 4 TR22IG-D11   | 128 | 4.111-032.0 | Adapter 4 to connect the new gun with the old swivel hose  | <input type="checkbox"/> |
| Adapter 5 TR22IG-M22AG   | 129 | 4.111-033.0 | Adapter 5 to connect the new gun with the old spray lance and new servo regulator with the old spray lance   | <input type="checkbox"/> |
| Adapter 6 TR22IG-M22AG   | 130 | 4.111-034.0 | Adapter 6 to connect the new device with the old hose and the old hose with the new gun  | <input type="checkbox"/> |
| Adapter 7 M18IG-TR20AG   | 131 | 4.111-035.0 | Adapter 7 to connect the old spray lance with the new nozzle   | <input type="checkbox"/> |
| Adapter 8 TR20IG-M18AG   | 132 | 4.111-036.0 | Adapter 8 to connect the new spray lance with the old nozzle   | <input type="checkbox"/> |
| Adapter hose extension 9 TR  | 133 | 4.111-037.0 | Adapter 9 to connect the new hose with the new hose  | <input type="checkbox"/> |
| Adapter 12 rotary coupling EASY!Lock 22 IG - M22 x 1.8 AG          | 134 | 4.111-046.0 | Rotatable adapter for connecting EASY!Force high-pressure gun and high-pressure hoses with M 22x1.5 connection   | <input type="checkbox"/> |
| <b>HOSE REELS</b>  |     |             |  |                          |
| <b>Automatic, self-winding hose reels for wall mounting</b>        |     |             |  |                          |
| Automatic plastic hose reel incl. high-pressure hose, 15 m         | 135 | 2.639-257.0 | Spring-mounted and ready-to-use automatic hose reel for wall mounting. Simplifies handling of the high-pressure hose, shortens set-up times and increases occupational safety.   | <input type="checkbox"/> |
| Automatic hose reel, powder-coated steel / plastic, 20 m           | 136 | 6.392-074.0 | Automatic hose reel for 20 m high-pressure hose. The console is made from powder-coated steel, the drum is made from plastic.  | <input type="checkbox"/> |
| Automatic stainless steel / synthetic material hose drum, 20 m     | 137 | 6.392-083.0 | Automatic hose reel for 20 m high-pressure hose. The console consists of stainless steel, the drum is made from plastic.   | <input type="checkbox"/> |
| Automatic hose reel, coated, 20 m                                  | 138 | 6.392-106.0 | Automatic hose reel of durable plastic. Painted steel bracket. Suitable for 20 m high-pressure hose.   | <input type="checkbox"/> |
| Hose reel, automatic, basalt grey-coated, 20 m                     | 139 | 6.392-105.0 | Automatic hose reels provide the highest level of safety and convenience for winding and unwinding HP hoses. For example: order no. 6.110-011.0 (ID 8, 20 m, 315 bar) or order no. 6.110-028.0 (ID 8, 20 m, 400 bar Longlife). | <input type="checkbox"/> |
| Automatic hose reel, stainless steel, includes swivel holder, 20 m | 140 | 6.392-076.0 | Automatic stainless steel hose reel. With swivel holder. Suitable for 20 m high-pressure hose.   | <input type="checkbox"/> |

☐ Available accessories.

## ACCESSORIES FOR HDS 10/21-4 M

### 1.071-939.0




|   |     | Order no.   | Description   |                          |
|---|-----|-------------|---|--------------------------|
| <b>HOSE REELS</b>   |     |             |   |                          |
| <b>Automatic, self-winding hose reels for wall mounting</b> |     |             |   |                          |
| Automatic stainless steel hose reel, 40 m                   | 141 | 6.392-442.0 | Automatic hose reels provide the highest level of safety and convenience for winding and unwinding HP hoses. Compatible high-pressure hose, e.g. order no. 6.110-076.0 (ID 8, 40 m, 400 bar, 1x hose reel connection attachment kit). | <input type="checkbox"/> |
| Zinc-coated swivel holder                                   | 142 | 2.639-931.0 | Swivel holder for automatic hose reel wall mounting. For maximum action radius and flexibility of high-pressure hose. Rotatable 120°. Galvanised steel.   | <input type="checkbox"/> |
| Stainless steel swivel holder                               | 143 | 2.641-867.0 | Swivelling wall bracket made of high-grade steel (for 2.641-866). This makes maximum flexibility and convenience possible when working with the HP hose.  | <input type="checkbox"/> |
| <b>Automatic, self-winding hose reel attachment kit</b>     |     |             |   |                          |
| Attachment kit automatic hose reel HDS M/S                  | 144 | 2.110-011.0 | Automatic hose reel as a complete attachment kit that's easy to mount. Suitable for HDS medium and super class. For maximum convenience when winding and unwinding the high-pressure hose.  | <input type="checkbox"/> |
| Attachment kit automatic hose reel holder HDS M/S           | 145 | 2.110-020.0 | Holder includes connection material for installing an automatic hose reel to machines in the HDS Middle and Super classes.  | <input type="checkbox"/> |
| Attachment kit automatic hose reel HDS M/S class            | 146 | 2.110-030.0 | Automatic hose reel incl. 20 m Teflon-coated Ultra Guard high-pressure hose. The complete mounting kit is easy to fit and suitable for the HDS Middle Class and Super Class.  | <input type="checkbox"/> |
| <b>FACADE AND SOLAR PANEL CLEANING</b>                      |     |             |   |                          |
| <b>Brushes</b>  |     |             |   |                          |
| Drive for roller brush 500                                  | 147 | 4.762-584.0 | Hydraulic drive for rotating roller brushes. For cleaning façades or solar power installations with our professional high-pressure cleaners. Installation on spray lance or telescopic lance.   | <input type="checkbox"/> |
| Splash guard for roller brush 500                           | 148 | 4.762-621.0 | Splash guard with velcro fastening for rotating roller brush. Clear view of the brush thanks to transparent film, with protection against splashes at the same time.  | <input type="checkbox"/> |
| Roller brush 500 soft                                       | 149 | 4.762-623.0 | Soft brush attachment for use with hydraulic drive (4.762-584.0). Ideal for glass and solar power installation cleaning. Easy quick-change system and secure mounting on drive.   | <input type="checkbox"/> |
| Roller brush 500 medium                                     | 150 | 4.762-624.0 | Medium-hard brush attachment for use with hydraulic drive (4.762-584.0). Suitable for sensitive façades, foils and fabrics. Easy and safe quick-change system.  | <input type="checkbox"/> |
| Roller brush 500 hard                                       | 151 | 4.762-625.0 | Hard brush attachment for use with hydraulic drive (4.762-584.0). For rough façades, stone and wooden patios. Safe and easy quick-change system.  | <input type="checkbox"/> |
| Brush hard  | 152 | 6.960-133.0 | Brush with hard bristles for cleaning industry facades and floor coverings and removing coarse dirt. Simple installation on telescopic lances or high-pressure lances from Kärcher.   | <input type="checkbox"/> |
| Brush medium  | 153 | 6.960-134.0 | Optimally cleans facades, roller shutters and textile fabrics: the brush with medium-hard bristles for fast and simple attachment to telescopic lances or high-pressure lances from Kärcher.  | <input type="checkbox"/> |
| Brush soft  | 154 | 6.960-135.0 | For simple installation on telescopic lances or high-pressure lances from Kärcher: brush with soft bristles for deep cleaning of sensitive surfaces such as glass or solar systems.   | <input type="checkbox"/> |

☐ Available accessories.



## ACCESSORIES FOR HDS 10/21-4 M

### 1.071-939.0



|  |     | Order no.   | Description  |                          |
|--|-----|-------------|--|--------------------------|
| <b>FACADE AND SOLAR PANEL CLEANING</b> |     |             |  |                          |
| <b>Brushes</b>                         |     |             |  |                          |
| iSolar 800 Advanced                    | 155 | 6.368-094.0 | iSolar 800 water-driven brush head, 800 mm wide, for water flow rates of 700-1,000 l/h. With two contra-rotating disc brushes and flexible angle joint. For photovoltaic systems.                            | <input type="checkbox"/> |
| iSolar 800 Advanced (1100-1300 l/h)    | 156 | 6.368-095.0 | For water flow rates of 1,100-1,300 l/h: The 800-mm iSolar water-driven brush head with two contra-rotating disc brushes and flexible angle joint ensures that photovoltaic systems are given an even clean. | <input type="checkbox"/> |
| iSolar 400 Advanced                    | 157 | 6.368-092.0 | iSolar 400 brush for water flow rate of 700-1,000 l/h. The water-driven disc brush with a width of 400 mm cleans small to medium-sized photovoltaic systems. Also perfect for use on elevated systems.       | <input type="checkbox"/> |
|  | 158 | 6.368-093.0 | The iSolar 400 water-driven disc brush (working width 400 mm) is designed for water flow rates of 1,100-1,300 l/h. For small to medium-sized photovoltaic systems (including elevated systems).              | <input type="checkbox"/> |
| <b>Telescopic lances</b>               |     |             |  |                          |
| TL low pressure adapter                | 159 | 4.580-097.0 | TL low-pressure adapter comprising ball valve for tool-free installation on telescopic lances. Ideal for applications with rotating high-pressure brushes.   | <input type="checkbox"/> |
| Telescopic lance TL 7 F                | 160 | 4.762-609.0 | Telescopic lance TL 7 F with up to 7 m reach made from robust and lightweight glass fibre. With practical quick-release fasteners for simple retraction and extension.                                       | <input type="checkbox"/> |
| Telescopic lance TL 7 H                | 161 | 4.762-610.0 | Multifunctional hybrid telescopic lance TL 7 H made of rigid and lightweight carbon-glass fibre mix. Telescopic thanks to quick-release fastenings. Up to 7 m reach.   | <input type="checkbox"/> |
| Telescopic lance TL 10 H               | 162 | 4.762-611.0 | Up to 10 m reach: hybrid telescopic lance TL 10 H. Comprising carbon-glass fibre mix and suitable for multifunctional use. Simple retraction and extension thanks to quick-release fasteners.                | <input type="checkbox"/> |
| Telescopic lance TL 10 C               | 163 | 4.762-612.0 | Carbon fibre telescopic lance TL 10 C. With up to 10 m reach and practical quick-release fasteners. Multifunctional use for cleaning facades, windows or solar panels.                                       | <input type="checkbox"/> |
| Telescopic lance TL 14 C               | 164 | 4.762-613.0 | Maximum rigidity with minimum weight: telescopic lance TL 14 C made from carbon fibre. Enormous reach of 14 m, multifunctional use and easy to use thanks to quick-release fasteners.                        | <input type="checkbox"/> |
| TL high pressure adapter               | 165 | 4.775-154.0 | TL high-pressure adapter, flexible high-pressure gun for high-pressure cleaning with telescopic lances. Ergonomic, easy to install, suitable for right- and left-handed individuals.                         | <input type="checkbox"/> |
| <b>Water softening</b>                 |     |             |  |                          |
| WS 50                                  | 166 | 6.368-463.0 | The mobile WS 50 water softening unit prevents lime residue from forming on cleaned surfaces. This is achieved by an ion-exchange resin that removes the dissolved limescale from the water.                 | <input type="checkbox"/> |
| WS 100                                 | 167 | 6.368-464.0 | The mobile WS 100 water softening unit prevents lime residue from forming on cleaned surfaces. This is achieved by an ion-exchange resin that removes the dissolved limescale from the water.                | <input type="checkbox"/> |
| WS Regenerator                         | 168 | 6.368-465.0 | With the WS Regenerator regeneration system, the softening cartridges of the water softening units WS 50 and WS 100 can be backflushed and regenerated at the push of a button.                              | <input type="checkbox"/> |

☐ Available accessories.

## ACCESSORIES FOR HDS 10/21-4 M

### 1.071-939.0



169-171



172




173-174



175-176



177-178



179



180



181-182

|   |     | Order no.   | Description  |                          |
|---|-----|-------------|--|--------------------------|
| FACADE AND SOLAR PANEL CLEANING                                     |     |             |  |                          |
| Hoses   |     |             |  |                          |
| iSolar HP hose 7  | 169 | 6.392-978.0 | High-quality, flexible HP hose (with rubber covering) for the iSolar TL 7. The outer layer has especially good sliding properties when extending and retracting the telescopic rod.  | <input type="checkbox"/> |
| iSolar HP hose 10   | 170 | 6.392-977.0 | High-quality, flexible HP hose (with rubber covering) for the iSolar TL 10. The outer layer has especially good sliding properties when extending and retracting the telescopic rod.   | <input type="checkbox"/> |
| iSolar HP hose 14   | 171 | 6.392-976.0 | High-quality, flexible HP hose (with rubber covering) for the iSolar TL 14. The outer layer has especially good sliding properties when extending and retracting the telescopic rod.   | <input type="checkbox"/> |
| Attachment kits and adapters  |     |             |  |                          |
| iSolar fall protection  | 172 | 6.988-152.0 | Certified personal security system for rooftop work. Contents: Travelling fall arrestor with shock absorber and 15 m kernmantle rope, harness, anchoring sling and sheet steel case.   | <input type="checkbox"/> |
| WET BLASTING ATTACHMENT   |     |             |  |                          |
| Wet blasting attachment (without nozzle)                            |     |             |  |                          |
| Wet blasting attachment with flow control (without nozzles)         | 173 | 4.115-000.0 | Paint, rust and scale removal made easy: Kärcher wet blasting attachment with flow control for adding blasting abrasive to the high-pressure jet.  | <input type="checkbox"/> |
| Wet blasting attachment without flow control (nozzles not included) | 174 | 4.115-006.0 | Addition of spray agent to the high pressure jet. For paint stripping, rust removal and descaling. Assembly on spray lance instead of high-pressure nozzle. Without water flow regulation  | <input type="checkbox"/> |
| Nozzle kits for wet jet unit  |     |             |  |                          |
| Nozzle kit for wet jet unit 055                                     | 175 | 2.112-024.0 | Consisting of wet jet nozzle and nozzle insert – only for use in combination with wet jet unit 4.115-000.0   4.115-006.0.  | <input type="checkbox"/> |
| Nozzle kit for wet jet unit 070                                     | 176 | 2.112-027.0 |  | <input type="checkbox"/> |
| Boron carbide nozzle  |     |             |  |                          |
| Boron carbide nozzle, for machines up to 1,000 l/h                  | 177 | 6.415-084.0 | In addition to nozzle packs. Very wear-resistant nozzle with boron carbide chuck for continuous-duty operation.  | <input type="checkbox"/> |
| Boron carbide, for machines from 1,000 l/h                          | 178 | 6.415-083.0 |  | <input type="checkbox"/> |
| DRUM AND TANK CLEANING  |     |             |  |                          |
| Barrel and tank cleaning  |     |             |  |                          |
| Barrel cleaner BC 14/12   | 179 | 2.112-020.0 | The BC 14/12 barrel cleaner is a spray unit for the interior cleaning of containers and barrels – especially oak barrels with a capacity of between 225 and 600 litres.  | <input type="checkbox"/> |
| Spray head HKF 30/14-E  | 180 | 6.751-061.0 | Compact interior cleaning head made of stainless steel for cleaning the interiors of drums and containers with openings of 65 mm or more. Offers an impressively low weight and constant rotation speed by means of an electric motor. | <input type="checkbox"/> |
| Nozzle kit for spray head HKF 50 (3.631-009.0 / 3.631-039.0)        |     |             |  |                          |
| Nozzle 045 for 2-nozzle operation HKF 50                            | 181 | 6.415-446.0 | Nozzle for dual-nozzle operation   | <input type="checkbox"/> |
| High-pressure full jet nozzle 090 for interior cleaning heads       | 182 | 6.415-447.0 | High-pressure full jet nozzle 090 for interior cleaning heads with a spray angle of 0°, made of hardened stainless steel and with 1/8-inch thread.   | <input type="checkbox"/> |

☐ Available accessories.

## ACCESSORIES FOR HDS 10/21-4 M

### 1.071-939.0



|   |     | Order no.   | Description  |                          |
|---|-----|-------------|--|--------------------------|
| <b>DRUM AND TANK CLEANING</b>                                       |     |             |  |                          |
| <b>Nozzle kit for spray head HKF 50 (3.631-009.0 / 3.631-039.0)</b> |     |             |  |                          |
| Double grip for precise control of spray head                       | 183 | 2.863-036.0 | Double handle. Precise control of the spray head   | <input type="checkbox"/> |
| 1/8" screw plug for interior cleaning heads                         | 184 | 5.411-061.0 | Screw plug for high-pressure interior cleaning heads with 1/8-inch thread.   | <input type="checkbox"/> |
| <b>WATER CONNECTION</b>   |     |             |  |                          |
| <b>Geka coupling</b>  |     |             |  |                          |
| Geka connector with hose barb, R 3/4"                               | 185 | 6.388-455.0 | with hose liner  | <input type="checkbox"/> |
| Geka connector with hose barb, R 1"                                 | 186 | 6.388-465.0 | with hose barb   | <input type="checkbox"/> |
| Geka connector with internal thread, R 1"                           | 187 | 6.388-458.0 | with female thread   | <input type="checkbox"/> |
| <b>Suction filter</b>   |     |             |  |                          |
| Water suction filter  | 188 | 6.414-956.0 | Suitable for ponds, storage tanks or similar, polyamide filter casing, stainless steel strainer, 800 µm mesh, R 3/4" and R 1" connection, without non-return valve   | <input type="checkbox"/> |
| Suction filter with check valve                                     | 189 | 4.730-012.0 | Brass suction filter suitable for ponds, storage tanks, etc. With check valve.   | <input type="checkbox"/> |
| <b>Water fine filter</b>  |     |             |  |                          |
| Universal water fine filter, 25 µm                                  | 190 | 2.637-020.0 | Water fine filter, mesh size 25 µm, max. temperature 50 °C. Protects the machine from small dirt particles in the water. Water volume up to 1200 l/h. 3/4" connection, with 1" adapter.                                | <input type="checkbox"/> |
| Water fine filter, with adapter                                     | 191 | 4.730-102.0 | Fine-mesh water filter, 125 µm, max. temperature 50°C. Protects the high-pressure cleaner from dirt particles contained in the water. Water flow rate up to 1200 l/h. Connection 3/4", with adapter, 1".               | <input type="checkbox"/> |
| Water fine filter, 100 µm, R 1"                                     | 192 | 2.638-270.0 | Fine-mesh water filter, 100 µm, max. temperature 60°C. Connects to high-pressure cleaner. Protects the high-pressure cleaner from dirt particles contained in the water. Water flow rate up to 1200 l/h. Connector 1". | <input type="checkbox"/> |
| <b>Water supply hose</b>  |     |             |  |                          |
| Water supply hose   | 193 | 4.440-207.0 | NW 19 R1" / R 3/4", up to 85 °C, for pick-up   | <input type="checkbox"/> |
|   | 194 | 4.440-270.0 | NW 19 R1" / R1", up to 85 °C   | <input type="checkbox"/> |
| <b>WASHING BRUSHES</b>  |     |             |  |                          |
| <b>Push-on washing brush</b>  |     |             |  |                          |
| Push-on wash brush  | 195 | 4.113-001.0 | For universal use for surface cleaning. Mounted using clamp directly at the spray lance. TR thread connection  | <input type="checkbox"/> |
| <b>Rotating washing brush</b>                                       |     |             |  |                          |
| Rotating wash brush for > 1000 l/h machines, nylon bristles         | 196 | 4.113-002.0 | Driven by water stream. Gently removes fine dust and traffic film from any surface. Temperature resistant up to 60°C, M 18 × 1.5 (replaceable brush insert).   | <input type="checkbox"/> |

☐ Available accessories.